



STELLAR FINISH

Ceramic Coatings

A buying guide

3. Introduction
4. Meet The Detailer
5. Certifications And Awards
6. What Is A Ceramic Coating?
7. Who Are They For?
8. Who Are They NOT For?
9. Benefits Of A Coating
10. How Are They Applied?
11. How Much Do They Cost?
12. Coating Comparison
13. How Long Do They Last?
14. What Can They Be Applied To?
15. What Levels Of Coatings Exist?
16. How Long Do They Take To Install?
17. How Are They Maintained?
18. What's Included With My Purchase?
19. Are Ceramic Coatings Scratch Proof?
20. Can They Prevent Rock Chips?
21. Problems With Ceramic Coatings.
22. What Is Paint Correction?
23. What Is A Clay Bar?
24. What IS PPF (Paint Protection Film)?
25. Do I Need A "Wheels Off" Package?
26. What Does Hydrophobic Mean?
27. Pros & Cons Of Using A Home Based Detailer
28. Do I Need To Make An Appointment?
29. What Equipment Do We Use?
30. Why We Might Be Right For You.
31. Contact Us.

Please read through this list of contents to quickly find the info you need... there's a lot of it!

Introduction

Thank you for your interest in a ceramic coating from Stellar Finish Ltd. We have created this guide to help educate you on all aspects of coatings, from what they are, how they're applied, and most importantly what they cost. This guide has answers to many questions we frequently get asked. If there are still questions you have, please don't hesitate to contact us for more insight. You are about to make an investment into your vehicle, so we want you to be as informed as possible to make the choice that's right for you.

Let's get to it....!

Meet Alex, The Detailer



"For as long as I can remember, I've always enjoyed keeping things meticulously clean, well maintained and organized. Regardless of what it was, a car, the garage or even a muddy motorcycle, it had to be perfectly clean and in top working order. Part of this is because when something is clean, orderly and functioning the way it should, you notice when things change, it makes it easier to enjoy and work on, and also gives you peace of mind . More importantly, you feel more pride when you know that you've put time and effort into making it the best it can be. When it comes to detailing, my passion for quality workmanship and customer service form the foundation of every job. It's a great feeling to see somebody's face light up after revealing their freshly detailed vehicle, knowing that all the hard work put into it has paid off and I've made someone happy. Being an avid auto enthusiast, I love working on so many different makes and models and truly getting a hands on experience with each. Having built a custom 1928 Ford Model A from the frame up with my father over 12 years, and earning my Red Seal certification as a steel fabricator in the marine and defence sector, I learned that high quality work isn't something that just happens. It's something that is the result of long hours, patience, practice, failure, perseverance, knowledge, and a true passion for success above all. Stellar Finish was started to further this passion and take it to the next level. I'm constantly learning, training and honing my skills both as a detailer and business owner to better serve my clients and community, and produce quality work and excellent service. I love what I do, and always look forward to the next vehicle that rolls through the door, because I know that it's only going to look outstanding rolling back out."

-Alex Flatman



Our Certifications & Awards

- We are a fully licensed, registered and insured business.
- Vancouver Island's **ONLY CarPro Certified Installer.**
- Voted Best Auto Detailing Shop in Victoria 3 years in a Row (2018/19/20) by the Times Colonist Readers' Choice Awards.
- **Certified Paintsmith** and graduate of the 2019 & 2020 Hammer Down Advanced Paint Correction & Wet Sanding Training Academy.
- Authorized IGL Coatings Installer
- 2019 'Ambassador of The Year' Runner Up for The Rag Company.
- Alex carries an Inter- Provincial Red Seal as a Steel Fabricator with over 10 years experience in the marine and Defence sector, specifically with submarine and frigate maintenance.
- Dec 2020 Global Detailer of the month -Lake Country Mfg.- maker of the finest polishing pads.



What Is A Ceramic Coating?



What Is A Ceramic Coating?

A ceramic coating is a hard, micro-thin nano coating that forms a chemical bond with the surface to which it is applied to, rather than just sitting on top of it like a wax. They are the new industry standard for vehicle protection products, especially when it comes to paint. These highly durable and hydrophobic coatings shield the vehicle's clear coat and act as a sacrificial barrier between the elements and your paint. They effectively lessen the chances of new swirl marks and marring from forming and seal the paint from numerous forms of contamination and damage, like bird droppings, UV rays and harsh chemicals. They leave the paint surface ultra slick and give the vehicle that freshly detailed, glossy appearance that lasts for years, not weeks as with traditional car waxes and sealants. The ability for the coating to "self-clean" itself means that your vehicle accumulates less dirt and grime, maintaining its clean appearance for longer between washes.



Who Are Coatings For?...



Who Are They For?

- A ceramic coating is a superb option for someone who sees the value in protecting their vehicle's appearance and overall condition. Whether the vehicle will be kept for many years, or only a few, there are many benefits to having a coating applied.
- If you don't like driving a dirty car (who does?), then a coating might be a great investment, as they keep the exterior of a vehicle many times cleaner between washes compared to an uncoated one.
- If you enjoy hand washing your car (or not), a coated vehicle is a breeze to clean. Hand washes need to be done every 2-3 weeks or so (at minimum,) depending on condition to keep them clean and performing well.
- If you hate waxing your car every couple months, then a coating is definitely for you. Once applied, there's no need to wax or apply a sealant regularly, as the coating has bonded to the surface, unlike a wax which sits on top. Just a regular wash, a few tips and an annual inspection and maintenance detail is all that's necessary to keep it looking like it's just been waxed year after year.
- If you love keeping your vehicle as blemish free as possible, then a coating may be something for you. If you stand back and stare at your car just to enjoy how it looks, a coating is only going to enhance that feeling. Coatings marginally increase the surface hardness of the paint, therefore they help minimize the chances of light swirls or marring from occurring during washes and use. They are NOT scratch proof as some claim, but do offer some protection.
- If you keep your vehicle outside, a coating is a great extra layer of protection that's always there, even when you're not.
- If you have a busy schedule or kids, and can't always maintain your ride with a wax or detail, then a coating is a great option to make looking after the vehicle a little easier.

Protecting your car from new is a great investment in future resale value.



Who Are Coatings NOT For?...



Who Are They Not For?



- If you enjoy spending the weekends outside waxing your car, then a coating may not be right for you. Sometimes its therapeutic going out to the garage and waxing your car and polishing your paint. Wax is a good way to protect your car, but it must be reapplied often to maintain its performance. With a coating, you won't need to wax ever again. You can however, switch to using ceramic top up products on your coated car to gain the same experience and quality time.
- If you take your car to automatic, touchless or brush washes, or let the neighbourhood kid wash it, then a coating is definitely not for you. Even though coatings offer some resistance to light swirls, taking your car through a car wash (even touchless) will damage your coating and put scratches into the paint. They must be hand washed with a simple but proper procedure to ensure they stay looking great.
- If you don't have the budget for a coating, then this is another reason they might not be what you're looking for. Most coatings take between 12-20+ hours to complete on average, and special techniques, products and equipment must be used to ensure a proper install. This adds cost to the already pricey coating bottles, not to mention the labour involved with polishing, cleaning and applying it by hand. Most coatings cost over \$1000, but we'll cover specific pricing more later.
- If you take your vehicle deep off-road, a coating probably isn't right for you. Branch scrapes and bush-whacking will quickly ruin your car's finish. While they are great for repelling dirt and mud, they won't last long in the great outdoors. Coatings are most suited for cars that are driven on public roads.
- If you neglect your car regularly, then a coating is not the best choice for you. They are meant to accentuate the clean appearance of a car, therefore keeping it dirty will quickly diminish the coatings effectiveness.
- You want protection from rock chips. Unfortunately, ceramic coatings cannot protect your paint from rock chips, due to the fact that they aren't thick enough to absorb the impact. Most are only 1-10 microns thick, therefore do not have any pliable thickness. Paint protection Film (PPF) is the best option to prevent rock chips, as its clear film absorbs tiny impacts and larger scratches.



Benefits Of A Coating

- **No need to wax** or seal for the lifespan of the coating.
- **Easier to clean and maintain.** Less dirt accumulation on paint due to self cleaning effect.
- **Superior gloss** and UV protection, incomparable to traditional wax.
- **Ultra hydrophobic;** water will shed easily and quickly with tight beading.
- **Reduced brake dust** and dirt build up on wheels if coated.
- **Great resistance to most bird droppings,** chemicals, bug etching, colour fading, oxidation and industrial fallout.
- **Scratch resistance.** Ceramic coatings are NOT "scratch proof" but do provide visible resistance to normal washing and wear induced damage such as swirl marks and marring.
- **Long term protection.** You are preserving that just detailed appearance for years to come, thus maintaining your vehicle's overall value.
- **Warranty** - We offer a manufacturer guarantee our coatings will leave you smiling for years, or we will make it right.

How Are They Applied?...



- Vehicle is inspected to check for damage, trouble areas, and overall condition.
- Vehicle is thoroughly washed with high quality soaps, tools and chemicals.
- Iron and Fallout remover is sprayed on to dissolve iron particles in paint left from brake dust and fallout.



- Tar is safely removed with special chemicals
- Vehicle is touchless air dried to remove all water from panels, nooks and crevices. There can be zero chance of water when a coating is applied, otherwise problems can arise.
- Paint is then clay barred to remove any embedded contamination lodged in the clear coat. This makes the paint super smooth.
- The paint is polished or corrected to desired level. This removes defects like scratches, swirls, marring. It adds great gloss, depth and clarity to the paint before the coating is applied. The coating will lock in this appearance.
- The painted surface then gets surgically cleaned with an alcohol and aromatic solvent based panel prep chemical to remove all traces of polish residue, wax, oils and contaminants. The paint is completely bare and clean at this point.
- The coating liquid is then hand applied in small sections with a microfiber applicator. Once applied, it must flash off indicating a bond, and be quickly removed with a series of towels to ensure no hardening or "high spots" occur.
- This is repeated over the entire car , and with each new layer the process is the same.
- Final diffused light inspection reveals any missed spots or defects that need attention.
- Coating cures indoors with heat for minimum 12 hours, or Infrared baked to 165 degrees depending on product, before it can be delivered and driven.

How Much Do They Cost?...



Ceramic Coatings can vary vastly in price depending on a few factors.

Some things to ask your detailer are:

- Are they trained by the manufacturer to properly install them?
- How many vehicles have they coated?
- Are they insured?
- Is the coating a professional only product, or consumer grade?
- What warranty/ guarantees are available?
- What methods do they use to ensure quality? Is the space clean?
- Do they polish/ correct the paint before application?
- How much polishing/ correction do I need?
- What is the turn around time?



All these factors and more determine the cost of having a coating installed correctly. ***At Stellar Finish our pricing for a small sized car starts at \$1290 for an entry level 18-24 month coating, and goes up from there. Our high level pro coatings with heavy paint correction can exceed \$2500 depending on vehicle size and hours spent. Size of vehicle and paint correction necessary are what dictates the cost. This is why we must always meet with you and your car to assess what will be best in person.***

THESE PRICES ARE SUBJECT TO CHANGE WITHOUT NOTICE. REFER TO OUR SITE FOR UPDATED COST.

Additional coatings for wheels, glass, trim and leather are also available as an add- on or individual options.

For a specific price for your vehicle, we must see it in person during our no obligation, complimentary consult.



Ceramic Coatings come in all shapes and sizes. How do I know which is right for me?

At Stellar Finish, we offer a multitude of different coating products to suit any need. From Paint, to Wheels and Glass, to Leather and interior options, there's a product for you.

We offer paint coatings in three levels:


- CarPro Cquartz UK 3.0 (**Good**)
- CarPro Cquartz Professional (**Better**)
- CarPro Cquartz Finest Reserve (**Best**)



With each successive jump up the line, the durability, gloss, hardness, hydrophobic performance and ease of cleaning increases.

- ★ *If you're someone who occasionally drives their car on sunny days, has a smaller budget to adhere to, or isn't planning to keep the vehicle for more than 2 years, then **UK 3.0** is a great option.*
- ★ *A daily commuter who wants a higher grade product to protect their car for a while longer between 2-3 years, with amazing performance, **CQPRO** is probably the right choice.*
- ★ *If you want nothing but the best, and want a coating that's high performance with all the benefits to keep your ride looking new for as long as possible with the greatest shine and performance on all levels, then **CQ Finest Reserve** is made for you. Less than 200 installers worldwide have been given certification to apply Finest Reserve, making it the most exclusive coating available. Only 11 installers in Canada have access to this phenomenal product.*

There are many great brands of ceramic coatings on the market now. We are a CarPro Certified shop, but this doesn't mean that we only approve of their products. Do your research and find what's best for you. We can state however, that the certification process to be able to gain access to these coatings is unlike anything in the detail industry. A 2 year wait list is active with installers applying for this, but 95% of them don't make the cut. Where other companies aim to get their products in as many hands as possible, CarPro chooses quality over quantity. Less than 200 installers have been certified in all of North America in the last 10 years!

How Long Do They Last? 



Ceramic Coatings can last different amounts of time depending on many scenarios.

Level of Coating

If you choose an entry level product such as CarPro UK 3.0, , these will typically last 18-24 months in our Victoria climate.

Moving up to a mid-level pro coating like CarPro Cquartz Professional, one can expect a durability of around 2-3 years. This is a certified installer coating only. Finally, right at the top are top tier professional grade coatings that can only be applied by trained shops and accredited detailers. These coatings are the flagship products and usually come with longer lifespans due to advanced chemistry and application procedures. In our case, CarPro Cquartz Finest Reserve can last from 3-10 years if properly looked after. Others like Gtechniq CSU, IGL Kenzo, and Feynlab are good options also. But be leery of companies promising high durability or lifetime products. Remember, car paint itself doesn't even last forever, so how can a micro thin coating last a lifetime?We'll explain more...

Care and Maintenance

Once applied, coatings must still be periodically maintained to ensure they reach their full potential. Regular hand washing with proper methods, not using automatic car washes, and being mindful of where the vehicle is kept and driven will all help get the most out of it. If you choose to neglect the coating, it will most likely fail prematurely and it's performance properties will diminish faster. They are easy to maintain, and we can show you the steps to preserve your investment. Leaving contaminants on the surface for long periods and exposing coatings to harsh conditions can accelerate the wear and affect the finish. If a vehicle is stored indoors or outside will also determine it's durability.

When a coating "fails" or reaches the end of it's life, its is most likely something that has happened very gradually, rather than all at once. They basically lose their repellency, gloss and slickness, and begin to expose the bare clear coat beneath. At this point, they are easy to re coat to get back in shape.



What Can They Be Applied To?

Many surfaces both inside and out on your vehicle, as well as your home can receive a ceramic coating.

When a coating is applied, it "crosslinks" or swaps it's molecules with the surface, forming a very durable bond. This enables chemists to tweak each coating to better suit the surface it is applied to.

We are able to apply coatings to the following surfaces:

Cars/ Motorcycles/ Boats/ Aircraft:

- Exterior Paint
- Exterior Glass
- Wheels
- Plastic and Metal Trim/ Chrome
- Engine Bay Components
- Leather
- Fabric and Textiles
- Interior hard plastics
- Carpet
- Vinyl
- Convertible Tops
- Plexiglas, Lexan and polycarbonate.
- PPF or Paint Protection Film

Home/ Industrial

- Sealed Stone Counter tops
- Patio Glass
- Exterior Windows
- Showers and Tubs
- Sinks
- Faucet fixtures
- Wood
- Leather Furniture
- Fabric/ Textile Furniture
- Appliances
- Back splashes/ tile

Shower Glass



Wheels

What Levels Are There?



Each coating manufacturer generally has several tiers of coating products.

Consumer Level

- Widely available to the public
- Simple install process.
- Average Durability (<6 months)
- In many cases comes in spray bottle form
- Little to no surface hardness
- Average Chemical, UV protection



"Prosumer" Level

- Available to the public
- More advanced installation process
- Generally requires paint to be polished beforehand
- More room for error, chances of high spots
- Long install time
- Increased surface hardness, slickness and durability (≥ 2 years)
- More expensive to buy, must have proper tools/ products to apply.



Professional Only

- Not available to the public; only through authorized installers
- Unbeatable performance, slickness, hardness, chemical/ UV resistance, hydrophobic properties.
- Unsurpassed durability (≥ 3 years)
- Difficult install
- Most expensive product
- Greater risk of error
- Exceptional protection



How Long Do They Take To Install?



How Long Do They Take To Install?

A proper coating install should not be judged solely on how long it takes. The longer the install doesn't mean the better the product or quality. For instance, factors such as whether or not it's Infra Red cured or air cured affect the drying stage time, but don't mean a better quality install by any means. Paint correction is another phase that usually involves the most time. On average, here is what we have determined are the lengths of time needed to complete a coating based on midsize SUV. Less may be needed for smaller vehicles, and more will be needed for larger ones.

Wash and Decontamination

2.5HRS

Prepares for correction of paint



Paint correction

5-15+HRS

Enhances paint and removes defects



Panel Prep

30MIN

Cleans paint for coating application



Wheel coating

1-2+HRS

Ceramic Wheel Coating Applied to wheels/ calipers



Final Inspection

45MIN

Lighting check for quality control on all panels



Coating Application

3-4+HRS

Coating hand applied to paint



Additional coatings

3+HRS

Leather, glass, fabric, plastic coatings, interior detail.



Curing Time

12+HRS

Coating cures indoors or is IR baked



⚡⚡⚡⚡⚡

Total Time vehicle in shop

20+hrs

How Do I Maintain Them?



How Do I Maintain Them?

Ceramic Coatings can last different amounts of time depending on many scenarios. The most important thing you can do to get the most from your coating is regularly maintain it. Here's what you need to do:

- Do not wash for 7 days after coating is installed to allow curing.
- Hand wash vehicle with proper technique every 2-3 weeks at minimum, or whenever necessary.
- Do not use automatic, touchless or roller brush type car washes. These will scratch your paint, even if they say touchless. Coin-op washes or just pressure washing without a wash mitt and bucket is not recommended. This is because you cannot safely dry the water as the vehicle hasn't been completely washed. We must always dry after washing to prevent water spots!
- Do not apply wax or products containing wax or polymers to coated surfaces. These will interfere with the higher performance surface of the coating.
- Use only microfiber mitts, towels and tools on the surface of the paint. Bristle brushes, snow brushes, chamois, silicone water blades, California type dusters will all scratch or mar the surface of today's modern clear coats, even if coated.
- Don't let city or well water dry on the surface of the paint after washing. This can leave hard water spots which can be hard to remove. Always thoroughly dry the car with a blower or MF towel, and work out of direct sunlight when washing. Rain water is OK.
- We also recommend every 6 months to a year to have us perform a thorough maintenance and decon wash with added coating top up to keep the vehicle performing at it's best.



What's Included With My Purchase? >>>

What's Included With My Purchase?

Regardless of what level, cost or specific product you choose to have installed by us, we will always ensure that it is done right. Just because you've got a small economy car doesn't mean we treat it any different than a luxury sports car. With each ceramic coating your vehicle will receive:

- *Full visual inspection and consult before hand over to ensure goals and expectations of client are understood.*
- *Complete exterior deep clean, decontamination wash and clay bar to remove iron deposits, tar, road film and debris from paint. Crevice detail, wheels cleaned and all door jambs addressed. Light interior vacuum and wipe down.*
- *Paint correction or enhancement (minimum one step of polishing) to desired level to prepare for coating application.*
- *Complete alcohol wipe down of paint to ensure optimum bond of coating.*
- *Application of desired coating to selected surfaces.*
- *Final inspection with diffused lighting to ensure no high spots or defects are present.*
- *Comprehensive literature package covering care, advice and maintenance.*
- *Endless support! We are here to answer all your questions and concerns, and make sure your investment is well taken care of!*
- *We also sell pre- made washing kits that have everything needed to safely wash your car on your own.*



Are They Scratch Proof? >>

Are Coatings Scratch Proof ?

One of the most asked questions we receive regarding ceramic coatings is are they scratch proof? The straight answer is NO. They are scratch *resistant*.

Ceramic coatings when cured are only between 1-10 microns at most. That's less than the thickness of a human hair. To say something that small can prevent a deep scratch is simply bad marketing.

Many companies out there bank on their strong marketing presence to lure in potential buyers, when in reality their product isn't all that great. We won't name any specifically, but will say that it's crucial to know exactly what a coating can, and can't do before investing in one.

A coating can and will resist small, fine swirls and "micro-marring" from being formed on the paint during regular washing. The easiest time to scratch a coating is when washing, so by having a harder layer on the surface of the paint, this can be minimized. All coatings no matter how expensive or how hard they claim to be will inevitable develop some small swirling or defects over time. This can be addressed though with certain techniques and processes to remove them again.

The pencil hardness scale is the one used to represent the "hardness" of a ceramic coating. The scale uses pencil leads from 1H-9H (being the hardest) to scratch a surface coated in the ceramic product. If it resists scratching at a certain lead, then it is given that rating. Certain companies like Gtechniq and IGL commissioned a 10H pencil to be made to prove their coatings could bare the 10H hardness rating. This is purely a sales gimmick, as we have applied them and saw no difference. Proper care and washing will always yield better results than hoping the coating is hard enough to prevent a scratch.



Can They Prevent Rock Chips? >>>

Can They Prevent Rock Chips?

Another frequently asked question we get is can a coating protect my paint from rock chips? The answer is no.

As stated before, coatings are only a few microns thick when cured. This means that they have no visible thickness to the naked eye or when touched.

The average flying rock or piece of road debris is hurtling towards your paint at over 50km/h or more. This impact generates a substantial amount of stress on the paint, and seeing as the paint is hard and brittle, it gives way and either forms a crater, or chips off. A coating does not have the pliable thickness needed in order to adsorb these impacts.

If you drive your vehicle lots on highways or take extended road trips, or use gravel roads frequently, then Paint protection Film (PPF) is a great option for your vehicle.



Believe it or not, ceramic coatings are not impenetrable force fields surrounding your car. They are, in fact, some of the most durable coatings one can have applied to their vehicle. But as with anything, there are limitations. As transparency is something we are proud of, we want to inform you about the negatives of ceramic coatings:

-Upfront Cost. Yes, the cost of having a ceramic coating applied isn't cheap, and it's difficult for some to wrap their head around. Spending \$1000+ on a coating that will last 2 years, \$2000+ for a pro level? It might seem like a bad trade off, but it all comes down to how much lifetime value you are adding to the vehicle as well as the enjoyment you get every time you drive it. If the coating performs how it says it will, you are locking in that "like new" appearance that it had when it was on the showroom floor for the duration of the coatings lifespan. This increase in overall value, or retention of value is going to easily surpass the up front cost of the coating. In many cases, the actual cost of the coating application after the paint has been polished is a little over a dollar a day. Not bad for keeping your paint looking it's best! Consider having your vehicle detailed and waxed 2-4 times a year by a professional. Let's say each detail costs \$250. In a little over a year you've already recouped the cost of the coating and gained much, much better protection and added great value to your vehicle!

-Water Spotting. Susceptibility to water spotting is one of the limitations of a ceramic coating, but also every other vehicle as well. Proper maintenance is key to preventing this, and with proper technique and education, you can almost eliminate this issue completely. Not washing in direct sunlight, using a rinseless wash, completely drying your vehicle when washing, parking inside/ under cover or regularly having it detailed are all ways to reduce the chances of water spots forming. In most cases, these spots aren't permanent and can be removed with the right product or technique. But if left for long periods or exposed to hard water, the spots can begin to etch the coating and damage it. But this is also why you had a coating applied, to protect the clear coat from such issues. .

-Coating Failure. This doesn't sound good. I've paid hundreds of dollars for something that can fail? Yes, like with anything, there is a possibility of a failure or malfunction. That being said, most failures of ceramic coatings are not actually failures from poor workmanship or manufacturing issues, but rather the coating has reached the end of its lifespan. This is simply fixed by properly reapplying the coating once again. Coatings are so thin that there is virtually no chance of it "flaking/ chipping" off or peeling up as they are bonded to the paint itself. We have never seen this in our personal experience. In rare cases, it can actually be the paint failing from the inside out, which is rooted from more serious causes. More often than not, they will not even be visible flaws, but instead one might notice the water beading effect has lessened or completely diminished, or that marring or swirl marks are starting to form more easily or in a concentrated area.. Remember, ceramic coatings are essentially a sacrificial barrier between the environment and your paint, so they will degrade over time. How long depends on the product applied and the environment they are in as well as care.. On the off chance that a coating does prematurely fail due to workmanship or a known manufacturing defect, we stand behind what we sell 100%. Allow us the opportunity to fix the issue, as we value happy, satisfied customers more than anything!



What Is Paint Correction?



Swirl mark removal, scratch removal, gloss enhancement, and restoration back to that new "showroom" shine.

Paint correction is the term used to describe the process of carefully removing surface defects in a vehicle's paintwork to improve its appearance and "correct" it back to like new or better condition. Simply having a shop "buff", or "cut wax" your car is not considered paint correction, but rather an enhancement. Proper paint correction, or restoration, is a very time consuming process. We are professionally trained and certified "Paintsmiths", having the experience and capability to handle many different types of concerns, like polishing, scratch removal, paint transfer, over spray, texture removal, wet sanding, rotary cutting, drip removal, headlight restoration, glass polishing, and much more.

An in person consultation and inspection is key to determining the goals of the client and what steps are necessary to achieve their desired paint finish. During this process, we can advise on cost, timeline, and expectations.

In many cases, a full paint correction can take upwards of 20+ hours to do correctly.

Before having a ceramic coating applied, we must perform a minimum of a one step polish to enhance and exfoliate the paint. This ensures an optimum bond and best possible appearance.



What Is A Clay Bar?



What Is A Clay Bar ?

A clay bar is exactly what it sounds like, a bar of clay. These tools are extremely good at removing embedded particles from the painted surface, such as brake dust, iron filings, sap, over spray, and industrial fallout. When used with a lubricant to help the bar glide smoothly over the paint, the sticky clay grabs onto and pulls up the contaminants, resulting in a more smooth, clean surface. This step is essential in prepping the paint for a correction or any type of coating including ceramic. How do you tell if your car needs a clay bar? Grab a Ziploc bag and place it over your hand. Now run your hand over the hood of your car lightly and carefully and you should be able to feel how bumpy or rough it is. These are all the contaminants stuck in your paint! We have multiple packages that include a clay bar service to give you ultra smooth paint.



What Is PPF?



What Is PPF ?

Paint Protection Film or PPF is a crystal clear flexible vinyl composite film, and is applied much like a sticker, but by trained and experienced installers. It can be computer cut to fit virtually all surfaces on the vehicle's exterior. Once applied, it offers great resistance to small rock chips and scrapes. It can be peeled off and reapplied if damage occurs. PPF is great for drivers that want front end rock chip protection, such as those who drive highways regularly, or use dirt/ gravel roads frequently. Because it's thicker than a ceramic coating, it absorbs the small impacts of flying debris and can deflect or minimize their damage to the surface.

The downside to PPF is that it is almost 2-3X more expensive than a ceramic coating. They are not nearly as glossy or hydrophobic, and can become dirty or stained if not well maintained. Their lifespan is around 7-10 years before removal is required, otherwise this becomes difficult and paint damage can occur. Ceramic coatings are able to resist marring, staining and offer better water behaviour than PPF alone.

PPF can be applied, and topped with a special ceramic coating to give the best of both worlds for the ultimate in protection. We work closely with a great PPF installer and can coordinate combo installs.



Do I Need A Wheels Off Detail?





Do I Need A Wheels OFF Detail ?

If you're someone who enjoys the look of a perfectly clean wheel well, undercarriage and suspension components, then a "wheels off" detail is for you.

During this process we remove the wheels from the car and clean them front to back, inner barrel and behind the spokes too. Then we detail each wheel well, fender arch, suspension component, and brake caliper to as clean of a state as possible before applying specific coating products to keep them clean and protected.

Our Wheel ceramic packages come in two styles; Faces of the Wheel only, or full removal and complete coating including calipers.

Vehicle Undercarriages can be intricately detailed as well upon request, such as before a car show, or after a long period of dirty driving conditions.



What Does Hydrophobic Mean?





What Does "Hydrophobic" Mean ?

Hydrophobic is defined as something having a fear of water or liquids. In the case of ceramic coatings, they have been designed to be extremely hydrophobic in order to repel dirt, water and other contaminants from the surface. In the case of glass coatings, the ability to repel rain and other precipitation from the windshield aids in safety.

The dirtier a surface becomes will impact the ability of the coating to repel water and bead up.

Beading, or the formation of water droplets into spheres on the surface, is a pleasing feature of many coatings. As the water tries to leave the surface but can't it swells itself up to form the least amount of contact.

Beading is a good sign that there is some form of protection on a surface. If the water is "sheeting" or flattening out as it disperses, this can mean that little to no product remains.

However, there can be downsides to intense beading, such as water spotting. This is why many coating manufacturers develop products that both sheet and bead together to offer the best combo of water removal and beading.



Pros/ Cons of a Home Based Detailer ?

-More time spent on your vehicle. We don't have to complete large quantities of details every day, so this gives us more time to make your vehicle look amazing.

-Specialized services. At Stellar Finish, we are not your average detailer, and this is because we provide above average results. We specialize in high level ceramic coatings, paint correction and vehicle protection, and are skilled at everything in between. We have made a considerable investment in products, equipment and training. We are CarPro Certified meaning we are trained by factory representatives on how to properly apply all their products, most importantly Cquartz Professional Grade ceramic coatings, and also uphold the best standards of quality and customer service in the industry. Make sure your detailer is competent enough to properly work on your vehicle.

-Experience. Unlike many detail shops, we have years of experience under our belts and know how to properly, safely and efficiently take care of your vehicle. Other businesses may have lesser trained staff, and this translates to less than professional results.

-No frills. We invest in products that make your car look amazing, not gimmicks or market hype. We test and have vetted all our products to be the best.

Some cons include:-Higher prices. Although most home based detailers have lower overhead costs, they are the ones doing all the work themselves, must shoulder all the expenses, and often provide higher level work than production detail shops. Higher quality products also cost more compared to value brands, but enable us to achieve better results. "The bitterness of poor quality remains long after the sweetness of low price is forgotten."

-Less Availability. High volume detail shops get people in faster and perform the service faster than home based shops. This means that while we try to accommodate everyone, sometimes we may be booked weeks in advance, as we are a low turnover, high calibre service. If you are in need of an "emergency detail" (large spill or quick wash), we may not be the best option for you. At Stellar Finish, we strive to meet the needs of all our customers. We recognize the fact that the way our business is set up may not be convenient for some. We invite you to see how we are different from the rest!

Do I Need To Make An Appointment?



Do I Need To Schedule An Appointment ?

Yes! While many shops book multiple customers in one day or accept drop ins, at Stellar Finish we prefer to work on one vehicle at a time. This allows us to focus our complete attention on yours and yours only without the need to rush in order to get to the others waiting in line. We are a premium service, and with this comes longer periods spent on the vehicle, especially when it comes to ceramic coatings. In order to keep our high standards, we cannot cut corners, and only having one project at a time allows us to achieve great results. Many detailers book weeks in advance, so pre-booking is a great way to manage your busy schedule. When you are setting up your appointment, some things to consider are:

- Can I do without my vehicle for an entire day or more?*
- Can I be assured my detailer will complete the job on time?*
- *Can I drop off the day before instead of the morning of?*
- If having a ceramic coating applied, can I wait to pick up the vehicle after the coating has had time to cure?*

Consult with us to go over any other questions you might have. We aim to make your experience with us as stress free as possible. Let us work with you to make your appointment a breeze!

*All Ceramic Coating Services must be pre-booked with a non-refundable deposit of \$300 after an inspection of the vehicle has been performed. Deposits can be carried forward if appointments need rescheduling, but are non- refundable if cancelled.



Our Equipment and Trusted Brands

We strive to offer the best results possible. That requires investing in training, as well as reputable products and brands. We don't use products unless they work with our requirements. Sometimes this is more expensive, but we feel that this investment in the right equipment, tools, products and training is what separates us from the rest. Here are some of our most trusted brands we personally use:



Why We Might Be Right For You



Why We May Be Right For You

We hope after reading this informative e-book on ceramic coatings and other aspects of detailing that you now have a better understanding of what they are and if they're right for you. We aim to be as 100% transparent and open about our detailing work as possible. This is the only way to build trust with our clientele.


We think that after reading some (or all) of this book that you are now more educated whether or not a coating is going to be a good investment for you and your vehicle. We have gone over who they're for and not, what they do, how they're applied, and the different types available, as well as cost. They aren't for everyone, and we don't want to sell you one if you don't need one. That's just wrong. But we know that if you do decide to pursue having one applied by us you'll be pleasantly pleased.

We invite you to ask us any further questions we may not have answered (and there are some!)

Check out our Google Reviews page for real life testimonials from our previous clients and what they had to say about their experience!

Visit our website, YouTube Channel, give us a call, or better yet come by the shop for a consult. We'd love to meet you and show you how Stellar Finish can benefit you.

Thanks for reading!

Contact Us 

Contact Us

Phone:
250-896-2539

Website:
stellarfinish.ca

We are located centrally in Victoria BC.

We are by Appointment Only. Please contact us to set up a free, no obligation one on one consult for you and your vehicle.

Visit us on Social Media:
@stellarfinish
click any icon

